Kinghelm®

REV	LTR	DESCRIPTION	DATE	APPROVED
A0			20160406	

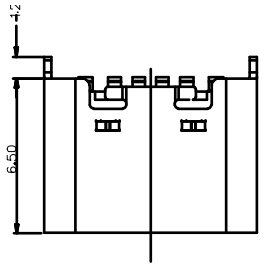

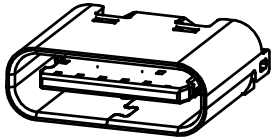

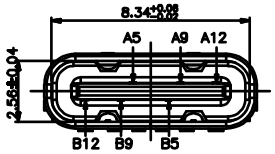

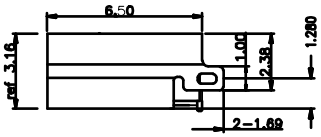

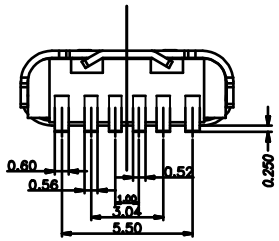

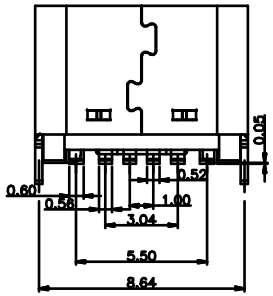

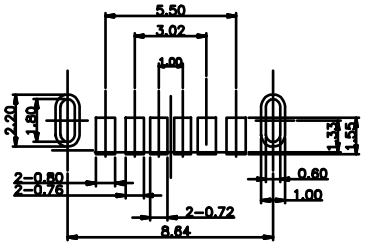

RECOMMENDED P.C.B. LAYOUT
TOLERANCE UNSPECIFIED ±0.05mm

NOTE:

1.MATERIAL SPECIFICATION:
  1.HOUSING:HIGH TEMPERATURE RESISTANT PLASTIC,UL94 V-0.
  2.CONTACTS:COPPER ALLOY
  3.MID PLATE: STAINLESS STEEL
  4.FRONT SHELL: STAINLESS STEEL

2.PLATING SPECIFICATION:
  2-1.CONTACTS:
    Ni 50u" MIN. UNDER PLATED OVER ALL.
    Au PLATED ON THE FUNCTIONAL AREA OF CONTACT.
    (GOLD PLATING THICKNESS FOLLOW THE P/N)
    PLATING SPECIFICATIONS OF THE SOLDER AREA FOLLOW THE P/N
  2-2.FRONT SHELL:
    SEE TABLE1.
  2-3.SHIELD PLATE&EMI PLATE:
    CLEAR ONLY

3.MECHANICAL PERFORMANCE,
  3-1.INSERTION FORCE: 0.5~2.0kgf.
  3-2.REMOVAL FORCE: 0.8kgf~2.0kgf.
  3-3.DURABILITY: 5000 CYCLES.

4.ELECTRICAL PERFORMANCE,
  4-1. CURRENT RATING:3.0A
       VOLTAGE RATING:5.0V
  4-2. LLCR:
       VBUS & GND PINS AND OTHER PINS: 40mΩ/PIN MAX.
       SHIELD: 50mΩ/MAX.
       LLCR MAX. CHANGE OF ALL PINS: 10mΩ.
  4-3.INSULATION RESISTANCE: 100MΩ MIN
  4-4.DIELECTRIC WITHSTAND VOLTAGE,AC 100V FOR 1 MINUTE.

5. ENVIRONMENTAL PERFORMANCE:
  OPERATING TEMPERATURE: -25°C~+85°C.

6.IR REFLOW:
  THE PEAK TEMPERATURE ON THE BOARD SHALL
  BE MAINTAINED FOR 10 SECONDS AT 260°C.

PIN ASSIGNMENTS

PIN	SIGNAL NAME	PIN	SIGNAL NAME
A5	CC1	B12	GND
A9	VBUS	B9	VBUS
A12	GND	B5	CC2

H	H =0.9
H	H =1.5

TOLERANCE			
X.X ±0.30	X.° ±10°		
.XX ±0.20	.X° ± 8°		
.XXX ±0.10	.XX° ± 5°		
UNITS	mm	DESIGN: DRAW	
MATERILA		CHED:	
FINISH		APPD:	

深圳市金航标电子有限公司

WWW.BDS666.COM

KH-TYPE-C-L6.5-6P-STM

0755-83044319

TITLE: TYPE-C 6PIN [redacted] SMT (6.50)

SCALE	SHEET	REV.
SCALE	SHEET	REV