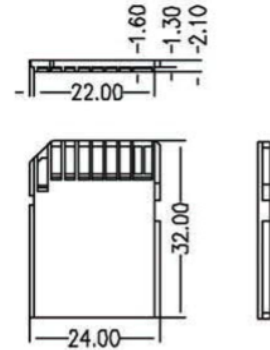
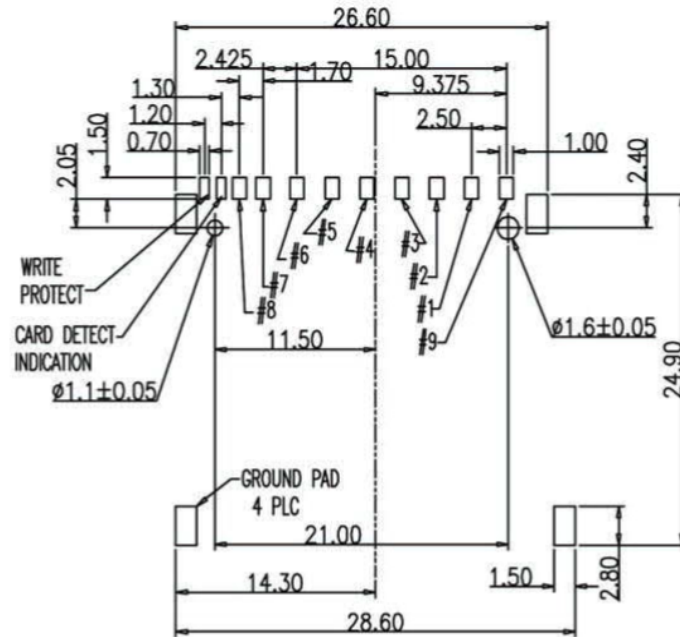
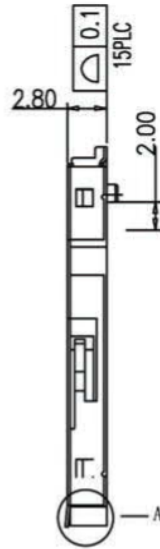
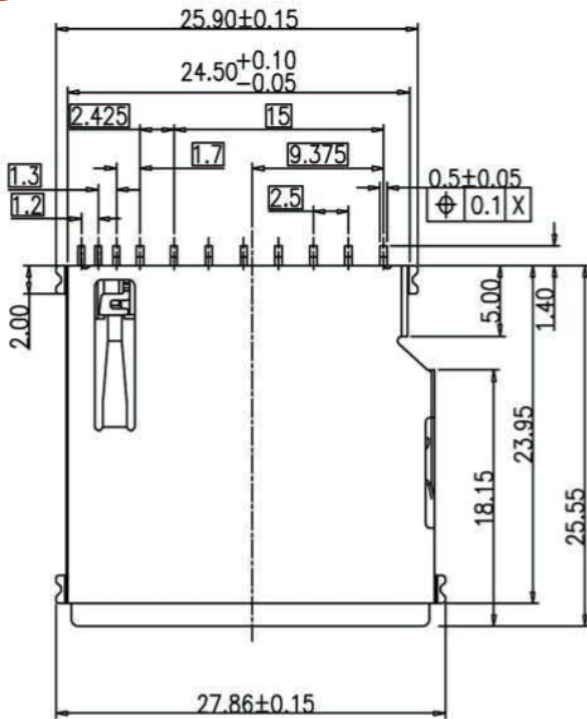


REV.	DATE	MODIFICATION	APPROVER
Ⓐ	12.02.22	NEW	Vicky
Ⓑ	12.07.20	A处改不包住胶芯	
Ⓒ			

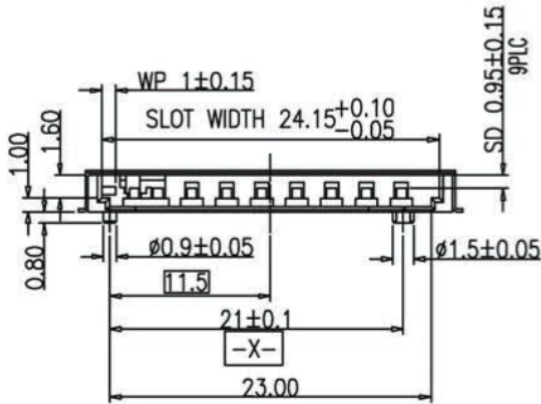


SD CARD


Note:

- Materials:
 - 1.1 Housing: LCP 30%GP, UL94V-0, Colour: White, 260°C 30second
 - 1.2 Contact: C2680, Gold plated 1U", Tin plated 100U" on Solder Tails
 - 1.3 Shell: C2680, Nickel plated 100U"
- Main features:
 - 2.1 Insertion force : 4.0kgf MAX
 - 2.2 Extraction force: 0.1kgf MIN
 - 2.3 Life cycle: 1000 times
 - 2.4 Insulation resistance: 100Ω MIN 500V
 - 2.5 Contact resistance: 100mΩ MAX

RECOMMENDED PCB LAYOUT
(TOLERANCE:±0.1)



PIN Assignment			
PIN*	Name	Type	Card Detect/bete line[Bit3]
1	CD/DAT3	I/O/PP	Cornard/response
2	CMD	PP	Supply voltage
3	VSS1	S	Supply voltage ground
4	VDD	S	Supply voltage
5	CLK	I	Clock
6	VSS2	S	Supply voltage ground
7	DAT0	I/O/PP	Date line [Bit0]
8	DAT1	I/O/PP	Date line [Bit1]
9	DAT2	I/O/PP	Date line [Bit2]



GENERAL TOLERANCE			UNITS	NAME
SELECT	TOL		mm	
OK	1	2	3	
X.XXX	±	0.05	0.15	
X.XX	±	0.13	0.25	
X.X	±	0.25	0.5	
X	±	0.38	1.00	
ANGLE	±	1°		

MAT'L	NONE	
FINISH	NONE	
Q'TY	NONE	
PART NO:		
APPD:		
CHKD:		
DR:		

深圳市金航标电子有限公司		WWW.BDS666.COM	
KH-SD2825-B		0755-83044319	
TITLE: SD CARD 长体			
DWG NO.			
	SCALE	SHEET	REV
	1:1	1 OF 1	B